









Clinical Trial Summary

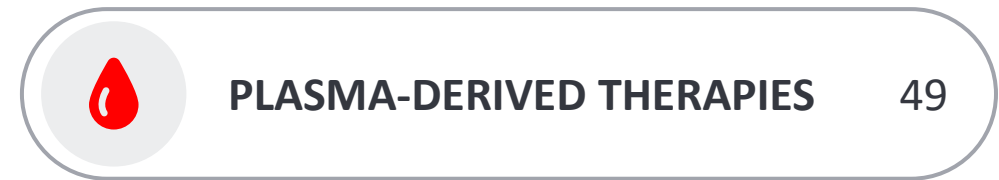
October 2022

OVERVIEW OF CLINICAL TRIAL SUMMARY

	LCM ¹		NME ²
 ONCOLOGY	ICLUSIG CML ICLUSIG 1L Ph+ ALL NINLARO Maintenance ND MM post-SCT (MM3) NINLARO Maintenance ND MM no-SCT (MM4) NINLARO In-class transition (MM6)	EXKIVITY 2L NSCLC w/EGFR exon 20 insertion mutation EXKIVITY 1L NSCLC w/EGFR exon 20 insertion mutation TAK-007 CD19+ Heme malignancies Subasumstat Multiple cancers Subasumstat Non-Hodgkin's lymphoma Subasumstat Solid tumors Subasumstat R/R multiple myeloma Modakafusp alfa Solid tumors	Modakafusp alfa R/R multiple myeloma TAK-676 Solid tumors TAK-500 Solid tumors TAK-102 Solid tumors TAK-103 Solid tumors TAK-940 CD19+ Heme malignancy TAK-186 EGFR+ solid tumors TAK-280 B7-H3+ solid tumors
 RARE GENETICS & HEMATOLOGY	ADYNOVATE Pediatric Hemophilia A VONVENDI vWD Pediatric TAKHZYRO HAE Pediatric TAKHZYRO Bradykinin-mediated angioedema OBIZUR Acquired Hemophilia A	LIVTENCITY 1L CMV infection In HSCT TAK-755 cTTP, iTTP, SCD TAK-611 MLD (IT) Mezagitamab (TAK-079) ITP, MG, IgAN Pabinafusp alfa (TAK-141) Hunter syndrome	
 NEUROSCIENCE		Soticlestat DS, LGS TAK-861 Sleep disorders TAK-925 Post-anesthesia recovery TAK-925 Opioid-induced respiratory depression (OIRD) TAK-925 Obstructive Sleep Apnea	TAK-341 Parkinson's Disease TAK-071 Parkinson's Disease TAK-594 Frontotemporal Dementia TAK-920 Alzheimer's disease
 GASTROENTEROLOGY	ENTYVIO GvHD Prophylaxis ENTYVIO UC/CD SC ENTYVIO Pediatric CD/UC Alofisel Complex perianal fistulas in CD / Pediatric Vonoprazan <i>H. pylori</i> China	TAK-951 Nausea & Vomiting TAK-510 Nausea & Vomiting TAK-105 Nausea & Vomiting TAK-954 POGD Sibofimloc Post-Op CD	TAK-101 Celiac Disease
 PLASMA-DERIVED THERAPIES	HYQVIA CIDP HYQVIA Pediatric PID HyQVIA PID/SID & CIDP/MMN in Japan TAK-881 20% fSCIG PK CUVITRU PID Japan CEPROTIN Congenital protein C deficiency Japan FEIBA Hem A and B TAK-330 Prothromplex TAK-880 IgG (Low IgA)		
 VACCINES		TAK-003 Dengue vaccine TAK-019 SARS-CoV-2 vaccine booster TAK-426 Zika vaccine	

2 | 1. LCM: Life cycle management programs or marketed assets in development seeking new indications, new geographic expansions, fulfillment of regulatory requirements, new formulations/method of use, and/or enhancement in commercial/competitive profile.
 2. NME: New molecular entity

OVERVIEW OF CLINICAL TRIAL SUMMARY



ICLUSIG (PONATINIB): BCR-ABL INHIBITOR

Study	NCT02467270	NCT03589326
Indication	Chronic myeloid leukemia (CML)	Ph+ acute lymphoblastic leukemia (ALL)
Phase	Phase II OPTIC	Phase III Ph+ALLCON
# of Patients	N = 276	N = 230 (max)
Target Patients	Patients with resistant chronic phase chronic myeloid leukemia	Patients with newly-diagnosed Ph+ ALL
Arms/Intervention	<ul style="list-style-type: none"> • Ponatinib 45 mg once daily • Ponatinib 30 mg once daily • Ponatinib 15 mg once daily 	<ul style="list-style-type: none"> • Cohort A: Ponatinib/reduced intensity chemotherapy until progressive disease (PD) or stem cell transplant (SCT) • Cohort B: Imatinib/reduced intensity chemotherapy until PD or SCT
Primary endpoint and key secondary endpoint(s)	≤1% BCR-ABL1 at 12 months (time frame: 12 months)	<ul style="list-style-type: none"> • Primary: Number of participants with Minimal Residual Disease (MRD) -Negative Complete Remission (CR) [Time frame: From Cycle 1 through Cycle 3 (approximately 3 months) (Cycle length is equal to 28 days)] • Secondary: EFS
Study start date	August 2015	January 2019

NINLARO (IXAZOMIB): ORAL PROTEASOME INHIBITOR

Study	NCT02181413	NCT02312258
Indication	Multiple myeloma (MM) maintenance post-stem cell transplant	Multiple myeloma (MM) maintenance non-stem cell transplant
Phase	Phase III TOURMALINE-MM3	Phase III TOURMALINE-MM4
# of Patients	N = 652	N = 706
Target Patients	Patients with multiple myeloma following autologous stem cell transplant	Patients with newly-diagnosed MM not treated with stem cell transplantation
Arms/Intervention	Arm A: Ixazomib <ul style="list-style-type: none"> • Cycles 1-4: Ixazomib 3.0 mg PO days 1, 8, 15 / 28-day cycle • Cycles 5-26: Ixazomib 3.0 or 4.0 mg PO days 1, 8, 15 / 28-day cycle Arm B: Placebo <ul style="list-style-type: none"> • Cycles 1-4: Placebo 3.0 mg PO days 1, 8, 15 / 28-day cycle • Cycles 5-26: Placebo 3.0 or 4.0 mg PO days 1, 8, 15 / 28-day cycle 	Arm A: Ixazomib <ul style="list-style-type: none"> • Cycles 1-4: Ixazomib 3.0 mg PO days 1, 8, 15 / 28-day cycle • Cycles 5-26: Ixazomib 3.0 mg or 4.0 mg PO days 1, 8, 15 / 28-day cycle Arm B: Placebo <ul style="list-style-type: none"> • Cycles 1-4: Placebo 3.0 mg PO days 1, 8, 15 / 28-day cycle • Cycles 5-26: Placebo 3.0 or 4.0 mg PO days 1, 8, 15 / 28-day cycle
Primary endpoint and key secondary endpoint(s)	<ul style="list-style-type: none"> • Primary: Progression Free Survival (PFS) • Secondary: Overall Survival (OS) 	<ul style="list-style-type: none"> • Primary: Progression Free Survival (PFS) • Secondary: Overall Survival (OS)
Study start date	July 2014	April 2015
Publications	<ul style="list-style-type: none"> • Dimopoulos MA, et al. Lancet. 2019 Jan 19;393(10168): 253-264 • Goldschmidt H, et al. Leukemia. 2020 Nov;34(11): 3019-3027 • Dimopoulos MA, et al., Presentation at ASH 2021 	<ul style="list-style-type: none"> • Dimopoulos MA, et al. https://ascopubs.org/doi/full/10.1200/JCO.20.02060 • Paiva B, et al., Presentation at EHA 2021 • Dimopoulos MA, et al., Presentation at ASH 2021

NINLARO (IXAZOMIB): ORAL PROTEASOME INHIBITOR

Study	<u>NCT03173092</u>
Indication	Non-transplant eligible patients with newly diagnosed multiple myeloma
Phase	Phase IV MM6
# of Patients	N = 160
Target Patients	Patients with multiple myeloma previously receiving a bortezomib-based induction. In-class (proteasome inhibitor) transition after 3 cycles of bortezomib-based therapy.
Arms/Intervention	<ul style="list-style-type: none">• Ixazomib 4 mg + lenalidomide 25 mg + dexamethasone 40 mg• Transition from a bortezomib based regimen to IRD (ixazomib, lenalidomide, dexamethasone) may allow the long-term proteasome inhibition to be maximized while maintaining a manageable safety profile.
Primary endpoint and key secondary endpoint(s)	Progression Free Survival (PFS). Key secondary endpoints: time to next therapy (TTNT), relative dose intensity (RDI) of the oral regimen, overall survival (OS), electronic patient reported outcomes (ePRO) and actigraphy (activity/sleep) data.
Study start date	September 2017
Publications	<ul style="list-style-type: none">• Girnius, et al., Presentation at ASH 2020• Lyons RM, et al., Presentation at COMy 2021• Rifkin, RM, et al., Presentation at ASH 2021

EXKIVITY (MOBOCERTINIB): EGFR/HER2 EXON 20 INHIBITOR

Study	NCT02716116	NCT04129502
Indication	2L NSCLC exon 20 insertion mutation	1L NSCLC exon 20 insertion mutation
Phase	Registration enabling Phase I/II EXCLAIM	Phase III EXCLAIM-2
# of Patients	N = 334	N = 318
Target Patients	2L+ NSCLC harboring EGFR in-frame exon 20 insertion mutations	1L NSCLC harboring EGFR in-frame exon 20 insertion mutations
Arms/Intervention	<ul style="list-style-type: none"> Single arm: Mobocertinib 160 mg QD 	<ul style="list-style-type: none"> Arm A: Mobocertinib 160 mg QD Arm B: Platinum-based chemotherapy
Primary endpoint and key secondary endpoint(s)	Confirmed ORR assessed by IRC DoR as assessed by IRC (key secondary endpoint)	PFS as assessed by blinded Independent Review Committee (IRC) OS (key secondary endpoint)
Study start date	June 2016	January 2020
Publication	Zhou C. et al, JAMA Oncology, doi:10.1001/jamaoncol.2021.4761	

TAK-007: CD19 CAR NK

Study	<u>NCT05020015</u>
Indication	Relapsed refractory B-lymphoid malignancies NCT05020015
Phase	Phase II
# of Patients	N = 242
Target Patients	Patients with relapsed and refractory CD19+ B lymphoid malignancies
Arms/Intervention	<ul style="list-style-type: none">• Fludarabine 30 mg/m² by vein on days -5 to -3• Cyclophosphamide 300 mg/m² by vein on days -5 to -3• TAK-007 (iC9/CAR.19/IL15-Transduced CB-NK Cells): Infusion of TAK-007 on Day 0 by vein• Part 1: Dose escalation with 2 dose levels: 2x10E8 and 8x10E8 followed by expansion cohorts• Part 2: LBCL and iNHL cohorts with TAK-007 RP2D
Primary endpoint and key secondary endpoint(s)	Safety and efficacy
Study start date	November 2021

SUBASUMSTAT (TAK-981): SUMO-ACTIVATING ENZYME¹ INHIBITOR

Study	NCT03648372	NCT04074330
Indication	Solid tumors, hematologic malignancies	Non-Hodgkin's lymphoma (NHL)
Phase	Phase I/II	Phase I/II
# of Patients	N = 202	N = 180
Target Patients	Adult participants with advanced or metastatic solid tumors or relapsed/refractory hematologic malignancies	Patients with relapsed/refractory CD20 positive NHL
Arms/Intervention	<ul style="list-style-type: none"> Phase 1: Escalating doses of TAK-981 with a starting dose of 3 mg intravenous (IV) infusion on Days 1, 4, 8, and 11 on a 21-day treatment cycle. Alternative schedule: TAK-981 on Days 1 and 8 on a 21-day schedule. Phase 2: TAK-981 90 mg IV infusion for 3 cycles on Days 1, 4, 8 and 11 on a 21-day cycle with the option to taper to Days 1 and 8 every 21-days with agreement from investigator and sponsor. 	<ul style="list-style-type: none"> Phase 1: Escalating doses of TAK-981 with a starting dose of 10 mg intravenous (IV) infusion and a fixed dose of rituximab 375 mg/m² on Days 1, 8, and 15 on a 21-day cycle. Alternative schedule: TAK-981 90 mg on Days 1, 4, 8, and 11 with fixed dose of rituximab 375 mg/m² on a 21-day schedule. Phase 2: TAK-981 120 mg IV or 60 mg IV (in 2 cohorts) infusion on Days 1 and 8 and a fixed dose of rituximab 375 mg/m² on Days 1, 8, and 15 on a 21-day cycle.
Primary endpoint and key secondary endpoint(s)	Phase 1: Safety, tolerability and PK Phase 2: Efficacy	Phase 1: Safety, tolerability and RP2D Phase 2: Efficacy
Study start date	October 2018	October 2019

SUBASUMSTAT (TAK-981): SUMO-ACTIVATING ENZYME¹ INHIBITOR

Study	NCT04381650	NCT04776018
Indication	Solid tumors	Multiple Myeloma
Phase	Phase Ib/II	Phase Ib/II
# of Patients	N = 242	N= 81
Target Patients	Patients with select advanced or metastatic solid tumors	Patients with relapsed and/or refractory multiple myeloma
Arms/Intervention	<ul style="list-style-type: none"> Phase 1b: Escalating doses of TAK-981 with starting dose of 40 mg intravenous (IV) infusion, in 3 different dosing regimens (Days 1, 4, 8, and 11; Days 1 and 8; and Days 1, 8, and 15) and pembrolizumab 200 mg IV infusion as a fixed dose every 3 weeks in a 21-day cycle. Phase 2: <ul style="list-style-type: none"> TAK-981 90 mg IV infusion with an induction period of at least 3 cycles on Days 1, 4, 8 and 11 on a 21-day cycle with the option to taper to Days 1 and 8 every 21-days with agreement from investigator and sponsor in combination with pembrolizumab 200 mg IV infusion every 21 days; or TAK-981 120 mg IV infusion (1 cohort) on Days 1 and 8 of each 21-day cycle. 	<ul style="list-style-type: none"> Phase 1b: Escalating doses of TAK-981 in combination with fixed doses of mezagitamab or daratumumab and hyaluronidase-fihj. Each 28-day treatment cycle will consist of TAK-981 administered intravenous (IV) with a starting dose of 60 mg in one of the following schedules: <ul style="list-style-type: none"> BIW on Days 1, 4, 8, 11, and 15 during Cycles 1 and 2, then once every 2 weeks during Cycles 3 through 6, followed by monthly dosing, OR QW on Days 1, 8, 15, 22 during Cycles 1 and 2, then once every 2 weeks during Cycles 3 through 6, followed by monthly dosing thereafter until PD Phase 2: TAK-981 at RP2D IV infusion in combination with an anti-CD38 antibody (mezagitamab or daratumumab and hyaluronidase-fihj) at each 28-day treatment cycle for a maximum of 24 cycles. A schedule will be selected for continued evaluation based on data from Phase 1b.
Primary endpoint and key secondary endpoint(s)	Phase 1b: Safety and tolerability Phase 2: Efficacy	Phase 1b: Safety, tolerability and RP2D Phase 2: Efficacy
Study start date	August 2020	April 2021

MODAKAFUSP ALFA (TAK-573):

ANTI-CD38/ATTENUATED IFN α FUSION PROTEIN

Study	NCT04157517	NCT03215030
Indication	Solid tumors	Relapsed/refractory multiple myeloma
Phase	Phase I/II	Phase I/II
# of Patients	N = 114	N = 387
Target Patients	Patients with locally advanced or metastatic solid tumors	Patients with relapsed/refractory multiple myeloma
Arms/Intervention	<ul style="list-style-type: none"> TAK-573 0.1 to 6 milligram per kilogram (mg/kg), infusion, intravenously, once on Day 1 of each 21-days treatment cycle for up to 1 year. Phase 2 Dose Expansion in combination with pembrolizumab: <ul style="list-style-type: none"> ➤ Unresectable/metastatic cutaneous melanoma with primary resistance or acquired resistance to no more than 2 prior lines of anti-PD1 containing treatments. ➤ Unresectable/metastatic cutaneous melanoma naïve to prior anti-PD1 containing treatments. 	<ul style="list-style-type: none"> Part 1 cohort: TAK-573 0.001 to 14 milligram per kilogram (mg/kg), infusion, intravenously, once on Days 1, 8, 15 and 22 of each 28-day treatment cycle up to 1 year. Part 2 cohort: TAK-573 early efficacy assessment as a single agent at selected dose. Participants in at least 1 cohort will receive TAK-573 and dexamethasone 40 mg, orally, once weekly of each 28-day treatment cycle until treatment discontinuation. Part 3 cohort: Randomized Phase 2 of TAK-573 to select the monotherapy dose between RP2D and MTD defined in part 2.
Primary endpoint and key secondary endpoint(s)	Safety and tolerability	Part 1/2: Primary endpoint: Safety and tolerability. Key secondary endpoint: Efficacy Part 3: Primary endpoint: Efficacy
Study start date	December 2019	October 2017

TAK-676: STING AGONIST

Study	NCT04420884	NCT04879849
Indication	Solid tumors	Solid tumors
Phase	Phase I	Phase I
# of Patients	N = 250	N = 65
Target Patients	<ul style="list-style-type: none"> Dose escalation (Part 1): Adult patients with advanced or metastatic solid tumors Expansion cohorts (Parts 2 and 3): <ol style="list-style-type: none"> Adult patients with SCCHN 1L PD-L1+ or SCCHN 1L all comers Adult patients with 3L+ MSI-H/dMMR CRC or 3L MSS/pMMR CRC 	Adult patients with advanced or metastatic solid tumors
Arms/Intervention	<p>Part 1:</p> <ul style="list-style-type: none"> Arm 1: Dose escalating single agent TAK-676, starting with safety lead-in at 0.1 mg IV on Days 1, 8, 15 in 21-day cycles, and capping at 2.5 mg IV on Days 1, 8 and 15 in a 21-day cycle. Arm 2: Dose escalating TAK-676 along above parameters in combination with fixed dose pembrolizumab at 200mg IV administered on D1 in a 21-day cycle. <p>Parts 2 and 3:</p> <ul style="list-style-type: none"> TAK-676 at RP2D level on Days 1, 8, and 15 in 21-day treatment cycles with fixed dose pembrolizumab at 200mg IV administered on D1 in a 21-day cycle. Part 2B only - starting with safety lead-in, addition of carboplatin/cisplatin and 5-FU on D1 in 21-day cycle. 	<ul style="list-style-type: none"> Image-guided radiation therapy between Day -8 and Day -1 followed by fixed dose pembrolizumab at 200 mg IV administered on D1 of a 21-day cycle in combination with dose escalating TAK-676, starting at 0.2 mg IV and capping at 2.5 mg IV on Days 1, 8 and 21 in a 21-day cycle.
Primary endpoint and key secondary endpoint(s)	<ul style="list-style-type: none"> Primary endpoints: Safety and tolerability Secondary endpoints: Recommended Phase 2 dose (RP2D), overall response rate (ORR), progression free survival (PFS), overall survival (OS) 	<ul style="list-style-type: none"> Primary endpoints: Safety and tolerability Secondary objectives: Recommended Phase 2 dose (RP2D), overall response rate (ORR)
Study start date	August 2020	July 2021

STING AGONIST ANTIBODY DRUG CONJUGATE

Study	<u>NCT05070247</u>
Indication	Solid tumors
Phase	Phase I
# of Patients	N = 106
Target Patients	Adult patients with advanced or metastatic solid tumors
Arms/Intervention	<ul style="list-style-type: none"> • Arm 1: Dose escalating single agent TAK-500 starting at 8 microgram per kilogram (mcg/kg), infusion, intravenously, once on Day 1 of each 21-days treatment cycle, once every 3 weeks (Q3W), for up to 1 year • Arm 2: Dose escalating TAK-500, infusion, intravenously, once on Day 1 of each 21-days treatment cycle (Q3W), along with pembrolizumab 200 milligram (mg) infusion, intravenously, once on Day 1 of each 21-days treatment cycle (Q3W), for up to 1 year
Primary endpoint and key secondary endpoint(s)	<ul style="list-style-type: none"> • Primary endpoints: Safety and tolerability • Secondary objectives: Recommended Phase 2 dose (RP2D), overall response rate (ORR)
Study start date	April 2022

TAK-102: GPC3 CAR-T

Study	NCT04405778¹
Indication	Solid tumors
Phase	Phase I
# of Patients	N = 18
Target Patients	Adult patients with GPC3-expressing previously treated solid tumors
Arms/Intervention	<ul style="list-style-type: none">• Cohort 1: 1×10^7 CAR (+) cells/body [starting dose]• Cohort 2: 1×10^8 CAR (+) cells/body• Cohort 3: 1×10^9 CAR (+) cells/body
Primary endpoint and key secondary endpoint(s)	<ul style="list-style-type: none">• Primary endpoint: Incidence of dose-limiting toxicities, treatment-emergent adverse events (AEs) and AEs of clinical interest• Primary objective: To evaluate the safety and tolerability of TAK-102 and to determine the recommended Phase 2 dose of TAK-102
Study start date	July 2020

TAK-103:

MESOTHELIN CAR-T

Study	NCT05164666¹
Indication	Solid tumors
Phase	Phase I
# of Patients	N = 21
Target Patients	Adult patients with mesothelin-expressing advanced or metastatic solid tumors
Arms/Intervention	<ul style="list-style-type: none">• Cohort 1: 1×10^7 CAR (+) cells/body [starting dose]• Cohort 2: 1×10^8 CAR (+) cells/body• Cohort 3: 5×10^8 CAR (+) cells/body• Cohort 4: 1×10^9 CAR (+) cells/body
Primary endpoint and key secondary endpoint(s)	<ul style="list-style-type: none">• Primary endpoint: Incidence of dose-limiting toxicities, treatment-emergent adverse events (AEs) and AEs of clinical interest• Primary objective: To evaluate the safety and tolerability of TAK-103 and to determine the recommended Phase 2 dose of TAK-103
Study start date	January 2022

TAK-940: CD19 CAR-T

Study	NCT04464200¹
Indication	Relapsed/refractory B-cell cancers
Phase	Phase I
# of Patients	N = 30
Target Patients	Adult patients with relapsed or refractory CD19+ B lymphoid malignancies
Arms/Intervention	<ul style="list-style-type: none">• 19(T2)28z1xx CAR T cells Cohorts of 3-6 patients will be infused with escalating doses of 19(T2)28z1xx CAR T cells to establish the RP2D. There are 4 planned flat-dose levels: 25x10⁶, 50 x 10⁶, 100 x 10⁶, and 200 x 10⁶ CAR T cells and one de-escalation dose: 12.5 x 10⁶ CAR T cells. A standard 3+3 dose escalation design will be implemented starting from dose 1.
Primary endpoint and key secondary endpoint(s)	Primary: Safety and Recommended Phase 2 dose (RP2D) Secondary: Efficacy and CK
Study start date	August 2020

TAK-186:

T-CELL ENGAGER

Study	<u>NCT04844073</u>
Indication	Solid tumors
Phase	Phase I/II
# of Patients	N = 68
Target Patients	Patients with unresectable, locally advanced or metastatic cancer
Arms/Intervention	<p>Single-arm, open label, MVC-101 (also known as TAK-186) - An EGFR x CD3 Conditional Bispecific Redirected Activation (COBRA) Protein</p> <p>This Phase 1/2, open-label study will characterize safety, dose-limiting toxicities (DLTs), and maximum tolerated / recommended phase 2 dose (MTD/RP2D) of TAK-186.</p> <p>Dose escalation will occur in a 1+3 and then 3+3 design in patients with advanced solid tumors. Once the dose levels for expansion are determined, a Cohort Expansion Phase will be enrolled to further characterize safety and initial antitumor activity in patients with HNSCC, CRC or NSCLC.</p>
Primary endpoint and key secondary endpoint(s)	<p>Primary Endpoint: Safety based upon incidence of treatment-emergent adverse events.</p> <p>Secondary Endpoints: Pharmacokinetics, Pharmacodynamics, Immunogenicity measured by plasma anti-drug antibodies, and Radiographic anti-tumor activity</p>
Study start date	March 2021

TAK-280: T-CELL ENGAGER

Study	<u>NCT05220098</u>
Indication	Solid tumors
Phase	Phase I/II
# of Patients	N = 27-35 (dose escalation)
Target Patients	Patients with unresectable, locally advanced or metastatic cancer
Arms/Intervention	<p>Single-arm, open label, TAK-280 - An B7-H3 x CD3 Conditional Bispecific Redirected Activation (COBRA) Protein</p> <p>This Phase 1/2, open-label study will characterize safety, dose-limiting toxicities (DLTs), and maximum tolerated/ recommended dose for the expansion phase into solid tumor indications</p> <p>Dose escalation will utilize a BOIN design in patients with advanced solid tumors. Once the dose levels for expansion are determined for the Cohort Expansion Phase, solid tumor patients will be enrolled to determine RP2D and further characterize safety and initial antitumor activity in patients with CRPC, HNSCC, bladder cancer, SCLC, uveal melanoma.</p>
Primary endpoint and key secondary endpoint(s)	<p>Primary Endpoint: Safety based upon incidence of treatment-emergent adverse events.</p> <p>Secondary Endpoints: Pharmacokinetics, Pharmacodynamics, Immunogenicity measured by plasma anti-drug antibodies, and Radiographic anti-tumor activity</p>
Study start date	May 2022

OVERVIEW OF CLINICAL TRIAL SUMMARY



ONCOLOGY



GASTROENTEROLOGY (GI)



RARE GENETICS & HEMATOLOGY



PLASMA-DERIVED THERAPIES



NEUROSCIENCE



VACCINES

ADYNOVATE (TAK-660): PEGYLATED RECOMBINANT FACTOR VIII

Study	<u>NCT02615691</u>
Indication	Hemophilia A
Phase	Phase III
# of Patients	N = 120
Target Patients	Previously untreated patients (PUPs) < 6 years with severe hemophilia A (FVIII < 1%)
Arms/Intervention	<ul style="list-style-type: none"> • Single group assignment
Primary endpoint and key secondary endpoint(s)	<p>The primary objective is to determine safety including immunogenicity of Adynovate (TAK-660/BAX 855) based on the incidence of inhibitor development to FVIII (≥ 0.6 Bethesda unit (BU)/mL using the Nijmegen modification of the Bethesda assay).</p> <p>Safety</p> <ol style="list-style-type: none"> 1. To determine the immunogenicity of Adynovate in terms of binding IgG and IGM antibodies to FVIII, PEG-FVIII and PEG 2. To determine the safety of Adynovate based on adverse events (AEs) and serious adverse events (SAEs) <p>Hemostatic Efficacy</p> <ol style="list-style-type: none"> 3. To assess the efficacy of prophylactic treatment with Adynovate 4. To characterize the efficacy of Adynovate in the control of bleeding episodes <p>Pharmacokinetics</p> <ol style="list-style-type: none"> 6. To determine the incremental recovery (IR) of Adynovate at baseline and over time 7. To determine half-life of Adynovate at baseline (optional)
Study start date	November 2015

VONVENDI (TAK-577): RECOMBINANT VON WILLEBRAND FACTOR

Study	<u>NCT02932618</u>
Indication	Pediatric On-demand and Elective Surgery
Phase	Phase III
# of Patients	N = 27 (On-demand) N = 12 (Elective Surgery)
Target Patients	Severe von Willebrand Disease
Arms/Intervention	<ul style="list-style-type: none">• Arm A: On-demand• Arm B: Elective and emergency surgery
Primary endpoint and key secondary endpoint(s)	<ul style="list-style-type: none">• Hemostatic efficacy and safety of rVWF, with or without ADVATE, in the treatment and control of nonsurgical bleeding events• Key secondary endpoint: Hemostatic efficacy assessed after the last perioperative rVWF infusion
Study start date	October 2016

TAKHZYRO (LANADELUMAB): PLASMA KALLIKREIN (PKAL) INHIBITOR

Study	NCT04070326	NCT04206605
Indication	Hereditary angioedema (HAE) pediatric	Non-histaminergic angioedema with normal C1-Inhibitor
Phase	Phase III SPRING	Phase III CASPIAN
# of Patients	N = 20	N = 75
Target Patients	Type I and Type II hereditary angioedema, ages 2 to <12 yo	Non-histaminergic bradykinin-mediated angioedema (BMA) with normal C1-inhibitor
Arms/Intervention	<ul style="list-style-type: none"> Lanadelumab 150mg; q4wks ages 2 to < 6, q2wks ages 6 to <12 yo 	<ul style="list-style-type: none"> Lanadelumab 300mg q2wks
Primary endpoint and key secondary endpoint(s)	<ul style="list-style-type: none"> Primary: Safety and pharmacokinetics Key secondary: Clinical outcomes, pharmacodynamics 	<ul style="list-style-type: none"> Primary: Number of investigator-confirmed angioedema attacks during the treatment period of Day 0 through Day 182 Key secondary: Number of participants achieving attack-free status during the treatment period of Day 0 through Day 182
Study start date	August 2019	August 2020
Publication	Maurer M. et al., European Academy of Allergy and Clinical Immunology (EAACI) Congress 2022	

OBIZUR (TAK-672): PORCINE COAGULATION FACTOR VIII (RECOMBINANT)

Study	<u>NCT04580407</u>
Indication	Acquired Hemophilia A (AHA)
Phase	Phase II/III
# of Patients	N = 5
Target Patients	Japanese subjects ≥18 years of age with AHA
Arms/Intervention	<ul style="list-style-type: none">• Single group assignment
Primary endpoint and key secondary endpoint(s)	The primary objective is to evaluate the efficacy and safety of TAK-672 for the treatment of serious bleeding events in Japanese subjects with AHA.
Study start date	November 2021

LIVTENCITY (MARIBAVIR): ORAL VIRAL PROTEIN KINASE INHIBITOR

Study	<u>NCT02927067</u>
Indication	Treatment of CMV infection in Hematopoietic Stem Cell Transplant Recipients
Phase	Phase III
# of Patients	N = 550
Target Patients	Treatment of asymptomatic CMV infection in stem cell transplant patients
Arms/Intervention	Arm A: Maribavir Arm B: Valganciclovir
Primary endpoint and key secondary endpoint(s)	<ul style="list-style-type: none">• Primary: Confirmed clearance of plasma CMV DNA (CMV viremia clearance) at the end of Study Week 8• Secondary: Maintenance of confirmed CMV viremia clearance achieved at the end of Study Week 8 through Week 16 having received exclusively a study-assigned treatment.
Study start date	April 2017
Publication	Phase 2: Maertens J, et al. N. Engl J Med 2019;381:1136-47

REPLACEMENT OF THE DEFICIENT ADAMTS13 ENZYME

Study	NCT03393975	NCT03922308	NCT03997760
Indication	Congenital Thrombotic Thrombocytopenic Purpura (cTTP)	Immune Thrombotic Thrombocytopenic Purpura (iTTP)	Sickle Cell Disease
Phase	Phase III	Phase II	Phase I
# of Patients	N = up to 68	N = 30	N = 20
Target Patients	Patients diagnosed with severe cTTP in prophylactic and on-demand treatment	Adult patients diagnosed with iTTP	Adult patients with sickle cell disease at baseline health
Arms/Intervention	<p>Prophylaxis Treatment Cohort: 6 + 6 months cross over of TAK-755 vs SoC followed by 6 months TAK-755 extension</p> <ul style="list-style-type: none"> • Arm 1: TAK-755 followed by SOC • Arm 2: SOC followed by TAK-755 (Patients are also eligible to enter the prophylaxis study upon completion of acute treatment) 	<ul style="list-style-type: none"> • Arm 1: TAK-755 High dose + SOC • Arm 2: TAK-755 Low dose + SOC • Arm 3: Placebo + SOC 	<ul style="list-style-type: none"> • Part A: TAK-755 (three dose levels) or placebo administered at baseline health
Primary endpoint and key secondary endpoint(s)	Incidence of acute TTP episodes in subjects receiving prophylactic treatment with either TAK-755 or SoC. Reduction or prevention of TTP manifestations.	ADAMTS13 activity, ADAMTS13 binding and inhibitory antibodies, Platelet count, and LDH levels	Safety, PK, and incidence of binding and inhibitory antibodies to ADAMTS13
Study start date	October 2017	October 2019	October 2019

TAK-611:

RHASA¹ ENZYME REPLACEMENT THERAPY FOR MLD, INTRATHECAL (IT)

Study	<u>NCT01887938</u>	<u>NCT03771898</u>
Indication	Treatment of patients with motor symptoms in Metachromatic Leukodystrophy (MLD)	Treatment of patients with motor symptoms in Metachromatic Leukodystrophy (MLD)
Phase	Phase I/II Extension Trial (of HGT-MLD-070)	Registration Enabling Phase IIb
# of Patients	N = 23	N = 42
Target Patients	Children with Metachromatic Leukodystrophy (MLD)	Late Infantile Metachromatic Leukodystrophy (MLD)
Arms/Intervention	<p>Open Label with 4 Cohorts:</p> <ul style="list-style-type: none"> • Cohort 1 – 10 mg dose level • Cohort 2 – 30 mg dose level • Cohort 3 – 100 mg dose level • Cohort 4 – 100 mg dose level (Process B) 	<p>Open Label with 6 Groups:</p> <ul style="list-style-type: none"> • Group A - GMFC-MLD level of 1 or 2 • Group B - GMFC-MLD level of 3 • Group C - GMFC-MLD level of 4 • Group D - younger siblings of enrolled subjects, and have the same ASA allelic constitution • Group E - GMFC-MLD level of 1 or 2 (≥12 to <18 mons of age) • Group F - GMFC-MLD level of 5 or 6
Primary endpoint and key secondary endpoint(s)	<p>Primary - Safety will be measured by the following endpoints:</p> <ul style="list-style-type: none"> • Reporting of treatment-emergent adverse events (TEAEs) • Change from baseline in clinical laboratory testing (serum chemistry including liver function tests, hematology, and urinalysis) • Change from baseline in vital signs, physical examinations, and CSF chemistry (including cell counts, glucose, albumin, and protein) • Determination of the presence of anti-HGT-1110 antibodies in CSF and/or serum 	<p>Primary - The primary efficacy endpoint is response in Group A, defined as maintenance of gross motor function at 2 years (Week 106), evaluated as no greater than 2 levels decline from baseline in GMFC-MLD. If suitable controls cannot be matched despite the sponsor's best efforts, change from baseline results of GMFC-MLD at Week 106 may be compared with a prespecified objective threshold to evaluate primary efficacy for this study.</p>
Study start date	May 2013	May 2019

MEZAGITAMAB (TAK-079): ANTI-CD38 ANTIBODY

Study	NCT04278924	NCT04159805	NCT05174221
Indication	Persistent/Chronic Primary Immune Thrombocytopenia (ITP)	Myasthenia Gravis	IgA Nephropathy (IgAN)
Phase	Phase II	Phase II	Phase 1b
# of Patients	N = 54	N = 36	N = 16
Target Patients	Patients ≥18 years of age with persistent/chronic primary ITP	Patients ≥18 years of age with generalized Myasthenia Gravis	Patients ≥18 years of age with primary IgA Nephropathy in combination with stable background medication
Arms/Intervention	<ul style="list-style-type: none"> Part A: 2 dose groups and placebo added to stable background therapy <ul style="list-style-type: none"> Arm A1: Matching placebo (n=8-12 pts) Arm A2: TAK-079 100 mg (n=8-12 pts) Arm A3: TAK-079 300 mg (n=8-12 pts) Part B: Following interim analysis. 1 dose group and placebo (600 mg) added to stable, standard background therapy. <ul style="list-style-type: none"> Arm B1: Matching placebo (n=4- 6 pts) Arm B2: TAK-079 600 mg (n=8-12 pts) 	<ul style="list-style-type: none"> 2 dose groups and placebo added to stable background therapy <ul style="list-style-type: none"> TAK-079 300 mg (n = 12 patients) TAK-079 600 mg (n = 12 patients) Matching placebo (n = 12 patients) 	<ul style="list-style-type: none"> TAK-079 600 mg subcutaneous injection, once weekly for 8 weeks then once every 2 weeks for 16 weeks in the Main Study. Same dosing regimen will be repeated in Long-term extension (LTE) Retreatment Period.
Primary endpoint and key secondary endpoint(s)	The primary endpoint is the percentage of patients with TEAEs including Grade 3 or higher events, SAEs, and AEs leading to TAK-079 discontinuation.	The primary endpoint is the percentage of patients with TEAEs including Grade 3 or higher events, SAEs, and AEs leading to TAK-079 discontinuation.	The primary endpoint for the main study is percentage of participants with one or more TEAEs, Grade 3 or Higher TEAEs, SAEs, and AEs leading to TAK-079 discontinuation.
Study start date	November 2020	January 2020	July 2022, actively recruiting

PABINAFUSP ALFA (TAK-141):

RECOMBINANT FUSION OF PROTEIN IDURONATE-2-SULFATASE

Study	<u>NCT04573023</u>
Indication	Treatment of neuronopathic features and somatic symptoms of Hunter syndrome (mucopolysaccharidosis II)
Phase	Phase III
# of Patients	N = 80
Target Patients	Cohort A: neuronopathic MPS II patients between 30 and 71 months of age Cohort B: non-neuronopathic (attenuated) MPS II patients 6 years and older
Arms/Intervention	Experimental arm: pabinafusp alfa 2.0 mg/kg/week SOC arm: idursulfase
Primary endpoint and key secondary endpoint(s)	<ul style="list-style-type: none">• Primary:<ul style="list-style-type: none">• Change in levels of cerebrospinal fluid heparan sulfate from baseline• Change in the raw scores of cognitive testing measured from baseline (BSID-III)• Secondary:<ul style="list-style-type: none">• Change in the growth scores of cognitive testing measured from baseline (BSID-III) (• Change in the age equivalent scores of adaptive behavior measured from baseline (VABS-II)• Relative change in liver volume relative to body weight from baseline• Relative change in spleen volume relative to body weight from baseline• Relative change in distance walked using the 6-minute walk test from baseline to Week 53
Study start date	February 2022

OVERVIEW OF CLINICAL TRIAL SUMMARY



ONCOLOGY



GASTROENTEROLOGY (GI)



RARE GENETICS & HEMATOLOGY



PLASMA-DERIVED THERAPIES



NEUROSCIENCE



VACCINES

SOTICLESTAT (TAK-935): CH24H INHIBITOR, ORAL

Study	NCT04940624	NCT04938427
Indication	Dravet Syndrome (DS)	Lennox–Gastaut Syndrome (LGS)
Phase	Phase III	Phase III
# of Patients	N = 142	N = 234
Target Patients	Dravet Syndrome patients 2-21 years of age with ≥ 4 convulsive seizures per 28 days during the 4–6-week prospective Baseline Period	Lennox-Gastaut Syndrome patients 2-55 years of age with ≥ 8 Major Motor Drop (MMD) seizures per 28 days during the 4–6-week prospective Baseline Period
Arms/Intervention	<ul style="list-style-type: none"> 142 DS subjects (1:1 soticlestat:placebo randomization ratio) 	<ul style="list-style-type: none"> 234 LGS subjects (1:1 soticlestat:placebo randomization ratio)
Primary endpoint and key secondary endpoint(s)	<p>Primary Endpoint: Percent change from baseline in convulsive seizure frequency per 28 days in subjects receiving soticlestat compared with placebo during the full treatment period (Maintenance period for EMA registration).</p> <ul style="list-style-type: none"> Proportion of responders defined as those with $\geq 50\%$ reduction from baseline in convulsive seizures Percent change from baseline in frequency of all seizures CGI-I (clinician). Care GI-I (caregiver). CGI-I Seizure Intensity and Duration. CGI-I Non-seizure Symptoms. Change in QI-Disability score. 	<p>Primary Endpoint: Percent change from baseline in MMD seizure frequency per 28 days in subjects receiving soticlestat compared with placebo during the full treatment period (Maintenance period for EMA registration).</p> <ul style="list-style-type: none"> Proportion of responders defined as those with $\geq 50\%$ reduction from baseline in MMD seizures Percent change from baseline in frequency of all seizures CGI-I (clinician). Care GI-I (caregiver). CGI-I Seizure Intensity and Duration. CGI-I Non-seizure Symptoms. Change in QI-Disability score.
Study start date	September 2021	October 2021

TAK-861: OREXIN 2R AGONIST, ORAL

Study	<u>JRCT2071210007</u>
Indication	Sleep disorders
Phase	Phase I
# of Patients	N = 263
Target Patients	Healthy volunteers, Participants with narcolepsy type 1 (NT1)
Arms/Intervention	<ul style="list-style-type: none">• Part A: SRD in Japanese Healthy Adults• Part B: MRD in Japanese Healthy Adults• Part C: Multiple Dose in Japanese Healthy Elderly Participants• Part D: MRD in Japanese and Non-Japanese Participants with NT1
Primary endpoint and key secondary endpoint(s)	<p>Primary:</p> <ul style="list-style-type: none">• Number of Participants Reporting one or More Treatment-emergent Adverse Events (TEAEs)• Number of Participants With at Least one Markedly Abnormal Value (MAV) for Laboratory Assessments Post-dose• Number of Participants With at Least one MAV for Vital Signs Post-dose• Number of Participants With at Least one MAV for Electrocardiograms (ECGs) Post-dose <p>Secondary:</p> <ul style="list-style-type: none">• Pharmacokinetic parameters of TAK-861
Study start date	April 2021

TAK-925: OREXIN 2R AGONIST, IV

Study	NCT05025397	ISRCTN63027076	NCT05180890
Indication	Post-anesthesia recovery	Opioid-induced respiratory depression (OIRD)	Obstructive Sleep Apnea
Phase	Phase I	Phase I	Phase I
# of Patients	N = 28	N = 16	N = 18
Target Patients	Healthy volunteers	Healthy volunteers	Patients With Obstructive Sleep Apnea
Arms/Intervention	<ul style="list-style-type: none"> Cohort A1: TAK-925 Low Dose Cohort A2: TAK-925 Middle Dose Cohort A3: TAK-925 High Dose Cohort P: TAK-925 TBD 	<ul style="list-style-type: none"> Low dose High dose Placebo 	<ul style="list-style-type: none"> Low dose High dose Placebo
Primary endpoint and key secondary endpoint(s)	<p>Primary:</p> <ul style="list-style-type: none"> Number of Participants With at Least one Treatment-emergent Adverse Event (TEAE) <p>Secondary:</p> <ul style="list-style-type: none"> Observed Plasma Concentration at the end of Infusion for Danavorexton Area Under the Plasma Concentration-time Curve From Time 0 to the Time of the Last Quantifiable Concentration for Danavorexton Area Under the Plasma Concentration-time Curve From Time 0 to Infinity for Danavorexton 	<p>Primary:</p> <ul style="list-style-type: none"> Number of Participants With at Least one Treatment-emergent Adverse Event (TEAE) <p>Secondary:</p> <ul style="list-style-type: none"> Observed plasma concentration at the end of infusion (Ceoi) Area under the plasma concentration-time curve from time 0 to time of the last quantifiable concentration (AUC_{last}) Area under the plasma concentration-time curve from time 0 to infinity (AUC_∞) 	<p>Primary:</p> <ul style="list-style-type: none"> Number of Participants With at Least one Treatment-emergent Adverse Event (TEAE) <p>Secondary:</p> <ul style="list-style-type: none"> Change From Baseline in Upper Airway Collapsibility Index (UACI) Apnea-Hypopnea Index (AHI) Observed During Overnight Polysomnographys (PSGs)
Study start date	September 2021	March 2021	March 2022

TAK-341: ALPHA-SYNUCLEIN ANTIBODY, IV

Study	NCT03272165 ¹	NCT04449484 ¹
Indication	Parkinson's Disease	Parkinson's Disease
Phase	Phase I	Phase I
# of Patients	N = 48	N = 36
Target Patients	Healthy volunteers	Patients with Parkinson's Disease
Arms/Intervention	<ul style="list-style-type: none"> TAK-341 (MEDI1341) IV at a single ascending dose Placebo IV 	<p>Three cohorts of 12 patients treated over 8 weeks with three 60 minute IV infusions</p> <ul style="list-style-type: none"> Dose A of TAK-341/MEDI1341 over 8 weeks, with 4 weeks intervals Dose A of TAK-341/MEDI1341 over 8 weeks, with 4 weeks intervals Matched placebo over 8 weeks, with 4 weeks intervals
Primary endpoint and key secondary endpoint(s)	<ul style="list-style-type: none"> Safety and tolerability Secondary endpoint: PK and PD (alpha-synuclein concentrations in plasma and CSF) 	<ul style="list-style-type: none"> Safety and tolerability
Study start date	October 2017	August 2020

TAK-071: M1 PAM, ORAL

Study	<u>NCT04334317</u>
Indication	Parkinson's Disease
Phase	Phase II
# of Patients	N = 64
Target Patients	Parkinson's Disease patients with cognitive impairment and an elevated risk of falls
Arms/Intervention	<ul style="list-style-type: none">• Participants aged 40 to less than or equal to (<=) 65 years will be randomly assigned to one of the two treatment sequences in a crossover design:<ul style="list-style-type: none">• TAK-071 7.5 mg + Placebo• Placebo + TAK-071 7.5 mg• A sentinel cohort in healthy volunteers (n=10) will provide PK and safety data, to extend the enrollment to patients in older age groups.
Primary endpoint and key secondary endpoint(s)	<ul style="list-style-type: none">• Primary: Change from Baseline in Gait Variability during a 2-minute Dual-Task Walking Test• Key Secondary:<ul style="list-style-type: none">• Change from Baseline in Global Cognition Profile• PK
Study start date	October 2020

TAK-594: PROGRANULIN PTV

Study	NCT05262023¹
Indication	Frontotemporal Dementia
Phase	Phase I/II
# of Patients	N = 106 (estimated)
Target Patients	Healthy volunteers / Participants with FTD
Arms/Intervention	<ul style="list-style-type: none">• Part A: SRD in Healthy Participants• Part B: Multiple doses in participants with FTD• Part C: optional 18-month OLE period available for all participants who complete Part B
Primary endpoint and key secondary endpoint(s)	<p>Primary:</p> <ul style="list-style-type: none">• Incidence, severity, and seriousness of treatment-emergent adverse events (TEAEs)• Incidence of treatment-emergent clinically significant abnormalities in safety laboratory values• Change from baseline in vital sign measurements (systolic and diastolic blood pressure, heart rate, respiratory rate, body temperature)• Change from baseline in electrocardiogram (ECG) results including PR, QRS, and QTcF intervals• Incidence of treatment-emergent clinically significant abnormalities in physical/neurological examination findings• Change from baseline in Columbia-Suicide Severity Rating Scale (C-SSRS; Parts B and C only) <p>Secondary:</p> <ul style="list-style-type: none">• Serum PK
Study start date	February 2022

TAK-920: TREM2 ATV

Study	NCT05450549¹
Indication	Alzheimer's disease
Phase	Phase I
# of Patients	N = 80 (estimated)
Target Patients	Healthy volunteers
Arms/Intervention	<ul style="list-style-type: none">• SRD in Healthy Participants
Primary endpoint and key secondary endpoint(s)	<p>Primary:</p> <ul style="list-style-type: none">• Incidence, severity, and seriousness of treatment-emergent adverse events <p>Secondary:</p> <ul style="list-style-type: none">• Serum PK
Study start date	July 2022

OVERVIEW OF CLINICAL TRIAL SUMMARY



ONCOLOGY



RARE GENETICS & HEMATOLOGY



NEUROSCIENCE



GASTROENTEROLOGY (GI)



PLASMA-DERIVED THERAPIES



VACCINES

ENTYVIO (VEDOLIZUMAB): GUT-SELECTIVE ANTI- $\alpha 4\beta 7$ INTEGRIN MAB

Study	NCT03657160	NCT02620046
Indication	Graft-versus-Host Disease (GvHD) prophylaxis IV	Ulcerative Colitis (UC) or Crohn's disease (CD) subcutaneous (SC)
Phase	Phase III	Phase III
# of Patients	N = 343	N = 692
Target Patients	Patients undergoing allogeneic hematopoietic stem cell transplantation (Allo-HSCT) in the prophylaxis of intestinal acute GvHD (aGvHD)	Patients with UC or CD who received vedolizumab SC in a prior vedolizumab SC study – long-term open-label extension
Arms/Intervention	<ul style="list-style-type: none"> Arm 1: Vedolizumab 300 mg at Days -1 (baseline), +13, +41, +69, +97, +125, and +153 Arm 2: Placebo at Days -1 (baseline), +13, +41, +69, +97, +125, and +153 	<ul style="list-style-type: none"> Group A: Vedolizumab SC 108 mg Q2W - patients from studies VISIBLE 1 (NCT02611830) and VISIBLE 2 (NCT02611817) who completed the Maintenance Period (Week 52) or were not randomized into Maintenance Period and achieved response at Week 14 after having received a third vedolizumab IV infusion at Week 6 Group B: Vedolizumab SC 108 mg QW - patients from studies VISIBLE 1 and VISIBLE 2 who withdrew early from the Maintenance Period due to treatment failure or patients from current study who enrolled on Q2W dosing but experienced treatment failure while on study and were dose escalated to QW dosing.
Primary endpoint and key secondary endpoint(s)	Intestinal aGvHD-free survival by Day +180 after Allo-HSCT	Percentage of participants with study drug related treatment emergent adverse events (AEs) and serious AEs Key secondary endpoints: long term clinical response and remission rates for UC and CD
Study start date	February 2019	April 2016

ENTYVIO (VEDOLIZUMAB): GUT-SELECTIVE ANTI- $\alpha 4\beta 7$ INTEGRIN MAB

Study	NCT04779320	NCT04779307
Indication	Crohn's disease in pediatric patients	Ulcerative colitis in pediatric patients
Phase	Phase III	Phase III
# of Patients	N = 120	N = 120
Target Patients	Pediatric patients with Crohn's disease between 2 to 17 years old at the time of randomization for Study NCT04779320	Pediatric patients with ulcerative colitis between 2 to 17 years old at the time of randomization for Study NCT04779307
Arms/ Intervention	<p>Induction period:</p> <ul style="list-style-type: none"> Subjects ≥ 30 kg will receive open-label vedolizumab, 300 mg IV Subjects >15 to <30kg open-label vedolizumab, 200 mg IV Subjects 10 to 15 kg open-label vedolizumab 150 mg IV <p>Maintenance period:</p> <ul style="list-style-type: none"> ≥ 30 kg weight cohort): Vedolizumab IV 300 mg or 150 mg (Q8W) >15 <30 kg weight cohort: Vedolizumab IV 200 mg or 100 mg (Q8W) 10 to 15 kg weight cohort: Vedolizumab IV 150 mg or 100 mg (Q8W) 	<p>Induction period:</p> <ul style="list-style-type: none"> Subjects ≥ 30 kg will receive open-label vedolizumab, 300 mg IV Subjects >15 to <30kg open-label vedolizumab, 200 mg IV Subjects 10 to 15 kg open-label vedolizumab 150 mg IV <p>Maintenance period:</p> <ul style="list-style-type: none"> ≥ 30 kg weight cohort): Vedolizumab IV 300 mg or 150 mg (Q8W) >15 <30 kg weight cohort: Vedolizumab IV 200 mg or 100 mg (Q8W) 10 to 15 kg weight cohort: Vedolizumab IV 150 mg or 100 mg (Q8W)
Primary endpoint and key secondary endpoint(s)	<p>Primary endpoint:</p> <ul style="list-style-type: none"> Co-primary 1 (based on PCDAI): Clinical remission at Week 54 Co-primary 2 : Endoscopic response at Week 54 <p>Secondary endpoints</p> <ul style="list-style-type: none"> Clinical and endoscopic remission at Week 14 Clinical and endoscopic remission at Week 54 Sustained clinical and endoscopic remission at Week 54 Corticosteroid-free remission at Week 54 PK/AVA 	<p>Primary endpoint:</p> <ul style="list-style-type: none"> Clinical remission at Week 54, based on the modified Mayo score <p>Secondary endpoint</p> <ul style="list-style-type: none"> Clinical remission at Week 14 Sustained clinical remission at Week 54 Sustained endoscopic remission Endoscopic response at Week 14 and at Week 54 Corticosteroid-free clinical remission at Week 54 PK/AVA
Study start date	April 2021	April 2021

ALOFISEL/CX601 (DARVADSTROCEL): ALLOGENEIC EXPANDED ADIPOSE-DERIVED STEM CELLS (ASC)

Study	<u>NCT03279081</u>
Indication	Complex perianal fistula(s) in patients with Crohn's disease
Phase	Phase III ADMIRE-CD II
# of Patients	N = 554
Target Patients	Patients with Crohn's disease who have complex perianal fistula(s), previously treated and have shown an inadequate response to immunosuppressants, anti TNF, ustekinumab
Arms/Intervention	<ul style="list-style-type: none">• Arm 1: Cx601, adult allogeneic expanded adipose-derived stem cells (eASC 120 million cells (5 million cells per milliliter)) administered once by intralesional injection• Arm 2: Placebo-matching eASCs cells administered once by intralesional administration
Primary endpoint and key secondary endpoint(s)	Primary: Combined Remission, defined as: <ul style="list-style-type: none">• The clinical assessment of closure of all treated external openings at week 24, and• Absence of collections >2 cm (in at least 2 dimensions) confirmed by blinded central MRI assessment at Week 24. Key Secondary: <ul style="list-style-type: none">• Clinical Remission at weeks 24 and 52• Time to Clinical Remission at weeks 24 and 52
Study start date	September 2017

ALOFISEL/CX601 (DARVADSTROCEL):

ALLOGENEIC EXPANDED ADIPOSE-DERIVED STEM CELLS (ASC)

Study	<u>NCT04701411</u>
Indication	Complex Perianal Fistulas in Crohn's - Pediatric
Phase	Phase III
# of Patients	N = 20
Target Patients	Pediatric subjects with Crohn's Disease aged 4 to <18 years, with complex perianal fistula(s), whose perianal fistulas were previously treated and have shown an inadequate response.
Arms/Intervention	<u>Open Label, Single Group Assignment:</u> <ul style="list-style-type: none">• Darvadstrocel (Cx601), 24 mL suspension of 120 million cells as a perilesional injection, once on Day 0
Primary endpoint and key secondary endpoint(s)	<u>Primary:</u> <ul style="list-style-type: none">• To evaluate the efficacy of darvadstrocel in combined remission at Week 24 for the treatment of complex perianal fistula in pediatric subjects with CD aged 4 to <18 years. <u>Secondary:</u> <ul style="list-style-type: none">• To evaluate the efficacy of darvadstrocel in clinical remission at Week 24 and Week 52 for the treatment of complex perianal fistula in pediatric subjects with CD aged 4 to <18 years.• To evaluate the efficacy of darvadstrocel in clinical response at Week 24 and Week 52 for the treatment of complex perianal fistula in pediatric subjects with CD aged 4 to <18 years.• To evaluate the efficacy of darvadstrocel in time to clinical remission up to Week 52 for the treatment of complex perianal fistula in pediatric subjects with CD aged 4 to <18 years.• To evaluate the efficacy of darvadstrocel in time to clinical response up to Week 52 for the treatment of complex perianal fistula in pediatric subjects with CD aged 4 to <18 years.• To evaluate the efficacy of darvadstrocel on relapse by Week 52 in pediatric subjects with combined remission at Week 24.• To evaluate the safety of darvadstrocel for the treatment of complex perianal fistula in pediatric subjects with CD aged 4 to <18 years over 52 weeks.
Study start date	June 2021

VONOPRAZAN: *POTASSIUM-COMPETITIVE ACID BLOCKER, ORAL*

Study	<u>NCT04198363</u>
Indication	Acid related disease (adjunct to Helicobacter pylori eradication)
Phase	Phase III China
# of Patients	N = 510
Target Patients	Helicobacter pylori (HP)-positive participants who require HP eradication
Arms/Intervention	<ul style="list-style-type: none">• Experimental: Vonoprazan 20 mg BID in combination with bismuth containing quadruple therapy for 2 weeks• Active Comparator: Esomeprazole 20 mg BID in combination with bismuth containing quadruple therapy for 2 weeks
Primary endpoint and key secondary endpoint(s)	Percentage of Helicobacter pylori positive (HP+) participants with successful HP eradication at week 4 post-treatment
Study start date	April 2020

TAK-951: PEPTIDE AGONIST, SC

Study	NCT04486950	NCT04557189
Indication	Nausea & Vomiting	Nausea & Vomiting
Phase	Phase I	Phase IIa
# of Patients	N = 40	N = 100
Target Patients	Healthy participants	Surgical patients under general anesthesia with 3 or more Apfel risk factors
Arms/Intervention	<ul style="list-style-type: none"> Cohort 1: TAK-951 20 mcg or matching placebo infusion (intravenous (IV)) over 60 minutes Cohort 2: TAK-951 (dose TBD) or matching placebo infusion (IV) over 60 minutes Cohort 3: TAK-951 (dose TBD) or matching placebo infusion (IV) < 60 minutes 	<ul style="list-style-type: none"> Group A: Ondansetron placebo-matching intravenous (IV) injection, once immediately before induction of anesthesia and prophylaxis followed by TAK-951 4 mg subcutaneous (SC) injection once 30 to 45 mins before the end of surgery; Group B: Ondansetron IV 4 mg once immediately before induction of anesthesia followed by TAK-951 placebo-matching injection SC administered 30 to 45 minutes before the end of surgery
Primary endpoint and key secondary endpoint(s)	Safety and tolerability of IV administered TAK-951 in healthy participants	<p>Complete response in the immediate postoperative period (time frame: 6 hours post surgery)</p> <p>Percentage of participants with complete response, defined as no emesis (vomiting or retching) and no need for rescue therapy (indicated if vomiting/retching and/or nausea score ≥ 4 or upon participant's request), will be reported.</p> <p>The severity of nausea will be scored using a self-reported, 11-point numerical Verbal Rating Scale (VRS), where 0 represents "no nausea" and 10 represents the "worst nausea possible." Significant nausea is defined as a VRS score ≥ 4</p>
Study start date	July 2020	October 2020

TAK-510: *PEPTIDE AGONIST, SC*

Study	<u>NCT04731922</u>
Indication	Nausea & Vomiting
Phase	Phase I
# of Patients	N = 160
Target Patients	Healthy participants
Arms/Intervention	<ul style="list-style-type: none">• Part 1 (Cohort 1-12): TAK-510 single rising dose• Part 2 (Cohort 13-17): TAK-510 multiple rising dose• Part 3 (Cohort 18-20): TAK-510 dose titration and redosing cohorts
Primary endpoint and key secondary endpoint(s)	Safety and tolerability, pharmacokinetic, and immunogenicity of SC administered TAK-510 in healthy participants
Study start date	February 2021

TAK-105: *PEPTIDE AGONIST, SC*

Study	<u>NCT04964258</u>
Indication	Nausea & Vomiting
Phase	Phase I
# of Patients	N = 216
Target Patients	Healthy participants
Arms/Intervention	<ul style="list-style-type: none">• Part 1 (Cohort 1-12): TAK-105 single rising dose• Part 2 (Cohort 13-17): TAK-105 multiple rising dose• Part 3 (Cohort 18-23): TAK-105 dose titration cohorts• Part 4 (Cohort 24-27): TAK-105 redosing cohorts
Primary endpoint and key secondary endpoint(s)	Safety and tolerability, pharmacokinetic, and immunogenicity of SC administered TAK-105 in healthy participants
Study start date	Jul 2021

5-HT₄-HYDROXYTRYPTAMINE RECEPTOR AGONIST, IV

Study	<u>NCT03827655</u>
Indication	Post-Operative Gastrointestinal Dysfunction (POGD)
Phase	Phase II
# of Patients	N = 180
Target Patients	Participant is scheduled to undergo a laparoscopic-assisted or open partial small- or large-bowel resection.
Arms/Intervention	<ul style="list-style-type: none"> • Regimen 1: Placebo (NS 100 mL infusion over 60 minutes) pre-operation and daily post-operation until return of upper and lower GI function (ie, resolution of POGD) or for up to 10 days. • Regimen 3: TAK-954 (0.5 mg/100 mL infusion over 60 minutes) pre-operation and daily post-operation until return of upper and lower GI function or for up to 10 days. • Regimen 5: TAK-954 (0.5 mg/100 mL infusion over 60 minutes) pre-operation and daily placebo infusions post-operation until return of upper and lower GI function or for up to 10 days.
Primary endpoint and key secondary endpoint(s)	To assess the efficacy and safety of intravenous (IV) TAK-954 for accelerating the recovery of GI function post-surgery in patients undergoing open or laparoscopic-assisted partial small- or large-bowel resection.
Study start date	March 2018

SIBOFIMLOC (TAK-018): FIMH ANTAGONIST, ORAL

Study	NCT03943446
Indication	Prevention of the Recurrence of Postoperative Crohn's Disease (CD)
Phase	Phase II
# of Patients	N = 96
Target Patients	Documented diagnosis of CD confirmed by endoscopic biopsy before resection or by tissue obtained at resection.
Arms/Intervention	<ul style="list-style-type: none">• Cohort 1: TAK-018 0.30 g Low Dose BID for up to 26 weeks• Cohort 2: TAK-018 1.5 g High Dose BID for up to 26 weeks• Placebo
Primary endpoint and key secondary endpoint(s)	% of participants with endoscopic recurrence of CD as assessed by Rutgeerts Grading Scale at Week 26
Study start date	August 2020

NANOPARTICLE ENCAPSULATING GLIADIN, IV

Study	<u>NCT04530123</u>
Indication	Celiac Disease
Phase	Phase II
# of Patients	N = 108
Target Patients	Adult patients with history of biopsy-proven well-controlled celiac disease on a gluten-free diet for a minimum of 6 months.
Arms/Intervention	<p><u>Cohort 1:</u></p> <ul style="list-style-type: none"> Group A: Two infusion doses of placebo on Days 1 and 8 + 1 infusion dose of 2 mg/kg TAK-101 at Week 24 Group B: One infusion dose of 2 mg/kg TAK-101 on Day 1 followed by 1 infusion dose of placebo on Day 8 + 1 infusion dose of 2 mg/kg TAK-101 at Week 24 Group C: Two infusion doses of 2 mg/kg TAK-101 placebo on Days 1 and 8 + 1 infusion dose of 2 mg/kg TAK-101 at Week 24 <p><u>Cohort 2:</u></p> <ul style="list-style-type: none"> Group D: Two infusion doses of placebo on Days 1 and 8 + 1 infusion dose of 2 mg/kg TAK-101 at Week 24 Group E: One infusion dose of 4 mg/kg TAK-101 on Day 1 followed by 1 infusion dose of placebo on Day 8 + 1 infusion dose of 4 mg/kg TAK-101 at Week 24 Group F: Two infusion doses of 4 mg/kg TAK-101 on Days 1 and 8 + 1 infusion dose of 4 mg/kg TAK-101 at Week 24
Primary endpoint and key secondary endpoint(s)	<p><u>Primary endpoint:</u></p> <ul style="list-style-type: none"> Reduction in Day 15 IFN-γ SFUs based on results of gliadin-specific ELISpot <p><u>Key secondary endpoints:</u></p> <ul style="list-style-type: none"> Safety and tolerability as assessed by AEs, IRs, CRS, physical examinations, vital signs, and clinical laboratory testing, including liver tests. Change in Celiac Disease Symptom Diary version 2.1 3-day average score from Day 1 to post-gluten challenge on Day 15 and Weeks 8, 14, and 20 Change from pre- to 4 hours post-gluten challenge in plasma IL-2 on Day 15 and Weeks 8, 14, and 20
Study start date	August 2022

OVERVIEW OF CLINICAL TRIAL SUMMARY



ONCOLOGY



GASTROENTEROLOGY (GI)



RARE GENETICS & HEMATOLOGY



PLASMA-DERIVED THERAPIES



NEUROSCIENCE



VACCINES

HYQVIA (TAK-771): IMMUNE GLOBULIN INFUSION 10% (HUMAN) WITH RECOMBINANT HUMAN HYALURONIDASE

Study	NCT02549170	NCT02955355
Indication	Chronic Inflammatory Demyelinating Polyradiculoneuropathy (CIDP)	Chronic Inflammatory Demyelinating Polyradiculoneuropathy (CIDP)
Phase	Phase III	Phase III
# of Patients	N = 138	N = 85
Target Patients	Adult subjects with a confirmed diagnosis of CIDP and who have remained on a stable dosing regimen of IV immunoglobulin G (IGIV) therapy for at least 12 weeks prior to screening.	Adult subjects who have completed Study NCT02549170 without CIDP relapse.
Arms/Intervention	<ul style="list-style-type: none"> Epoch 1: SC Treatment Period – Double blind assignment of HYQVIA/HyQvia or 0.25% albumin placebo solution with rHuPH20 6 months or until relapse. Epoch 2: IV Treatment Period - Open-label phase providing IGIV for subjects who meet relapse criteria during Epoch 1. 	<ul style="list-style-type: none"> Subjects remain on same dosing regimen they were administered in Epoch 1 of study 161403. The first infusion will be at the subject’s full dose; there will be no ramp-up of dose.
Primary endpoint and key secondary endpoint(s)	To evaluate the efficacy of HYQVIA/HyQvia as a maintenance therapy for CIDP to prevent relapse of neuromuscular disability and impairment. Safety and tolerability.	To evaluate the long-term safety, tolerability, and immunogenicity of HYQVIA/HyQvia.
Study start date	December 2015	December 2016

HYQVIA (TAK-771): IMMUNE GLOBULIN INFUSION 10% (HUMAN) WITH RECOMBINANT HUMAN HYALURONIDASE

Study	<u>NCT03277313</u>
Indication	Primary Immunodeficiency Diseases (PID)
Phase	Phase III
# of Patients	N = 44
Target Patients	Pediatric subjects (ages 2 to <16 Years) with primary immunodeficiency diseases in the US
Arms/Intervention	Single-Group: <ul style="list-style-type: none">• Epoch 1: HyQvia SC dose and ramp up for all patients; up to 6 weeks duration; patients were previously treated with IVIG or other SC immunoglobulin• Epoch 2: HYQVIA treatment (final dosing); 1-3 years<ul style="list-style-type: none">• For IV-pre-treated subjects: every three or four weeks, depending on the subject's previous IV dosing schedule.• For SC-pre-treated subjects: every three or four weeks, at the discretion of investigator and subject.• Epoch 3: Safety Follow-Up: up to 1 year, if needed
Primary endpoint and key secondary endpoint(s)	Primary: Efficacy - rate of acute serious bacterial infections per participant per year. Secondary: Safety, tolerability, immunogenicity, efficacy, PK, health-related Quality of Life.
Study start date	September 2017

HYQVIA (TAK-771): IMMUNE GLOBULIN INFUSION 10% (HUMAN) WITH RECOMBINANT HUMAN HYALURONIDASE

Study	NCT05150340	NCT05084053
Indication	Primary Immunodeficiency Diseases (PID)	Chronic Inflammatory Demyelinating Polyradiculoneuropathy (CIDP) Multifocal Motor Neuropathy (MMN)
Phase	Phase III	Phase III
# of Patients	N = 15	N = 21
Target Patients	Japanese persons ages 2 and older with primary immunodeficiency diseases	Japanese persons ages 18 and older with definite or probable CIDP or MMN
Arms/Intervention	<ul style="list-style-type: none"> • Experimental: Epoch 1: TAK-771 Ramp up Period Participants will receive subcutaneous infusion of rHuPH20 solution at a dose of 80 U/g IgG first, followed by SC infusion of 10% IGI within 10 minutes of completion of the infusion of rHuPH20 solution. The dose of 10% IGI will be increased from 1/3 of full dose to full dose in 3 weeks for participants who will receive TAK-771 once every 3 week, or from 1/4 of full dose to full dose in 6 weeks for participants who will receive TAK-771 once every 4 week. • Experimental: Epoch 2: TAK-771 Treatment Period Participants will receive subcutaneous infusion of rHuPH20 solution at a dose of 80 U/g IgG first, followed by SC infusion of 10% IGI within 10 minutes of completion of the infusion of rHuPH20 solution, every 3, or 4 weeks for up to Week 24. 	<ul style="list-style-type: none"> • Cohort 1 (TAK-771 for CIDP Participants): - rHuPH20 SC dose of 80 U/g IgG followed by SC infusion of 10% IGI within 10 min of completion of infusion of rHuPH20 solution, every 2,3,4 weeks • Cohort 2 (TAK-771 for MMN Participants): - rHuPH20 SC dose of 80 U/g IgG followed by SC infusion of 10% IGI within 10 min of completion of infusion of rHuPH20 solution, every 2,3,4 weeks
Primary endpoint and key secondary endpoint(s)	<p>Primary: Serum trough levels of total IgG antibodies after administration of TAK-771</p> <p>Secondary: PK, safety and tolerability, efficacy, and disease activity and HRQoL.</p>	<p>Primary: % of participants with CIDP who experience relapse in 6 months; change in maximum grip strength in the more affected hand in 6 months for MMN participants</p> <p>Secondary: safety, and CIDP/MMN health-related metrics.</p>
Study start date	March 2022	January 2022

TAK-881 (FACILITATED 20% SCIG): IMMUNE GLOBULIN SC (HUMAN), 20% SOLUTION WITH RECOMBINANT HUMAN HYALURONIDASE

Study	<u>NCT05059977</u>
Indication	Healthy Volunteers
Phase	Phase I
# of Patients	N = 80
Target Patients	Healthy volunteers
Arms/Intervention	<p>Open label, single dose (3 dose levels)</p> <p>TAK-881 0.4 g/kg (in-line warmed). Participants will receive a single dose of TAK-881 comprising of 0.4 gram per kilogram (g/kg) (in-line warmed) Immune Globulin Subcutaneous (IGSC), 20 percent (%) at progressively increased infusion rates and Recombinant Human Hyaluronidase (rHuPH20) dose of 80 unit per gram (U/g) immunoglobulin G (IgG) on Day 1 of the study treatment period.</p> <p>TAK-881 1.0 g/kg (in-line warmed). Participants will receive a single dose of TAK-881 comprising of 1.0 g/kg (in-line warmed) IGSC, 20% at progressively increased infusion rates and rHuPH20 dose of 80 U/g IgG on Day 1 of the study treatment period.</p> <p>TAK-881 1.0 g/kg (un-warmed). Participants will receive a single dose of TAK-881 comprising of 1.0 g/kg (un-warmed) IGSC, 20% at progressively increased infusion rates and rHuPH20 dose of 80 U/g IgG on Day 1 of the study treatment period.</p>
Primary endpoint and key secondary endpoint(s)	<p>Primary : Number of Participants With Tolerability Events Related to Infusion of TAK-881</p> <p>Key Secondary: Number of Participants With Treatment-Emergent Adverse Events Number of Participants With Binding and Neutralizing Antibodies to rHuPH20 Maximum Tolerable Infusion Rate and Volume Achieved per Infusion Site Time to Deliver the Total Infused Volume per Infusion Site</p>
Study start date	October 2021

CUVITRU (TAK-664): IMMUNE GLOBULIN SUBCUTANEOUS (HUMAN), 20% SOLUTION (20% SCIG) IN JAPANESE SUBJECTS WITH PID

Study	<u>NCT04346108, JapicCTI-205162</u>
Indication	Primary Immunodeficiency Diseases (PID)
Phase	Phase III
# of Patients	N = 17
Target Patients	Japanese Subjects with PID (2 years and older)
Arms/Intervention	<ul style="list-style-type: none"> • Epoch 1 (13 weeks): IGIV: IGIV will be administered via IV infusions every 3 or 4 weeks, as per local product label, at the same dose as during pre-study period (equivalent to approximately 200 - 600 mg/kg BW at 3- or 4- week intervals). • Epoch 2 (24 weeks): approximately 50 - 200 mg/kg of Immune Globulin Subcutaneous (Human), 20% Solution (IGSC, 20%), will be administered subcutaneously once a week. The dose in Epoch 2 will be adjusted so that it is an equivalent weekly dose of the dose administered in Epoch 1. • Epoch 3 (12 weeks): approximately 100 - 400 mg/kg of Immune Globulin Subcutaneous (Human), 20% Solution (IGSC, 20%), will be administered subcutaneously once every 2 weeks in a subset of 7 subjects. The dose in Epoch 3 will be twice the dose in Epoch 2.
Primary endpoint and key secondary endpoint(s)	<ol style="list-style-type: none"> 1. To assess serum trough IgG concentrations following weekly administration of IGSC, 20% (Epoch 2) and serum trough IgG concentration after biweekly administration of IGSC, 20% (Epoch 3), in Japanese subjects with PID. 2. To assess serum trough IgG concentrations following every 3-week or every 4-week administration of IGIV (Epoch 1) in Japanese subjects with PID. 3. To characterize the pharmacokinetic (PK) profiles of IGSC, 20% in Japanese subjects with PID following weekly subcutaneous (SC) administration (Epoch 2). 4. To evaluate the safety and tolerability of IGSC, 20% (Epoch 2, Epoch 3) and of intravenous immunoglobulin (IGIV) (Epoch 1) in Japanese subjects with PID. 5. To evaluate the efficacy of IGSC, 20% (Epoch 2, Epoch 3) and of IGIV (Epoch 1) in Japanese subjects with PID. 6. To assess quality of life aspects, treatment satisfaction, and treatment preference of Japanese subjects with PID (Epoch1, Epoch2, Epoch3).
Study start date	August 2020

CEPROTIN (TAK-662): *PROTEIN C CONCENTRATE*

Study	<u>NCT04984889</u>
Indication	Congenital protein C deficiency
Phase	Phase I/II
# of Patients	N = 3
Target Patients	Japanese participants with congenital protein C deficiency
Arms/Intervention	Open label, Single-dose of IV Ceprotin (80 IU/kg) over 15 minutes in day 1; extension part, dose of TAK-662 will be modified per participant.
Primary endpoint and key secondary endpoint(s)	Primary: Protein C activity, Terminal Phase Elimination Half-life (t _{1/2}), Incremental recovery (IR), In-vivo recovery (IVR) , AUC _{last} , AUC _∞ , C _{max} , T _{max} Secondary: Number of Participants with Treatment-Related Adverse Experiences (AEs) ; evaluation of short-term and long-term prophylaxis in extension part
Study start date	August 2021

FEIBA (TAK-666):

FACTOR VIII INHIBITOR BYPASSING AGENT

Study	NCT02764489
Indication	Hemophilia A and B with inhibitors
Phase	Phase III
# of Patients	N = 32
Target Patients	Patients with hemophilia A and B
Arms/Intervention	Open-label, Randomized, Crossover Study of FEIBA Part 1 Regular then reduced volume Part 2 Faster infusion rate STUDY PART 1- FEIBA reconstituted in regular volume then FEIBA reconstituted in 50% reduced volume STUDY PART 2- Infusion rate escalation to 4 U/min/kg and reconstituted in 50% reduced volume; Followed by FEIBA reconstituted in 50% reduced volume with infusion rate: 4 U/min/kg; Followed by FEIBA reconstituted in 50% reduced volume with infusion rate: 10 U/min/kg.
Primary endpoint and key secondary endpoint(s)	Primary Outcome Measures : Number of Participants With Serious Adverse Events (SAEs) and Non-Serious Adverse Events Number of Participants With Adverse Events (AEs) Related to Hypersensitivity Reactions Number of Participants With Adverse Events (AEs) Related to Thromboembolic Number of Participants With Adverse Events (AEs) Related to Infusion Site Number of Participants With Adverse Events (AEs) Leading to Discontinuation
Study start date	December 2021

TAK-330: PROTHROMPLEX

Study	<u>NCT05156983</u>
Indication	Coagulation Disorder: Reversal of Direct Oral Factor Xa Inhibitor-induced Anticoagulation
Phase	Phase 3
# of Patients	328
Target Patients	Patients >18 years of age currently on Factor Xa inhibitor requiring urgent surgery/invasive procedure
Arms/Intervention	<p>Parallel group sequential design</p> <p>Experimental: PROTHROMPLEX TOTAL 25 IU/kg. Participants will receive PROTHROMPLEX TOTAL 25 international unit per kilogram (IU/kg) single intravenous infusion on Day 1 (prior to surgery) as an initial dose and an additional dose of 25 international unit per kilogram (IU/kg). PROTHROMPLEX TOTAL can be administered during the surgery if deemed necessary by the surgeon. The total dose of PROTHROMPLEX TOTAL administered to the participant should not exceed 50 IU/kg or 5,000 IU, whichever is smaller.</p> <p>Active Comparator: 4F-PCC. Participants will receive 4F-PCC (excluding Prothromplex total and activated 4F-PCC) as SOC on Day 1 (prior to surgery). The dose and infusion speed of the SOC 4F-PCC will be based on local institutional protocols. An additional dose of SOC 4F-PCC not exceeding label specified limits can be given during the surgery if required.</p> <p>Intervention: Prothromplex total 25 IU/kg single IV on day 1 and an additional dose of 25 IU/kg if required</p>
Primary endpoint and key secondary endpoint(s)	<p>Primary: Percentage of participants with intraoperative effective hemostasis using Intraoperative Four Point Hemostatic Efficacy Scale that incorporates the surgeon's subjective opinion as to whether intraoperative hemostasis is sufficient and if there is the need for administration of non-study hemostatic treatments will be reported</p> <p>Secondary: Occurrence of postoperative, intraoperative effective hemostasis based on the surgeon's assessment using the Hemostatic Efficacy Rating Algorithm. Usage of blood products or non-study hemostatic agents for bleeding control within 24 hours after the end of investigational product infusion. Number of units of packed red blood cells (PRBCs) administered to achieve bleeding control within 24 hours after the end of investigational product infusion. Occurrence of serious adverse events (SAEs), and/or adverse events (AEs), treatment-emergent AEs (TEAEs), and adverse events of special interest (AESIs) within 30 days after the end of the surgery/invasive procedure. Occurrence of thrombotic events within 30 days after the end of the surgery/invasive procedure. All-cause deaths within 30 days post-surgery/invasive procedure.</p>
Study start date	August 2022

TAK-880: IGG (LOW IGA)

Study	<u>NCT05269082</u>
Indication	Drug Hypersensitivity
Study Type	Non-interventional, Observational
# of Patients	60
Target Patients	Pediatric (>2 Yrs) and adult participants who are at increased risk of developing hypersensitivity reactions who have been prescribed immunoglobulin treatments according to the investigator's judgment
Arms/Intervention	<p><i>Cohort 1:</i> Pediatric and adult participants who are on Gammagard S/D prescribed for any approved indication will be enrolled in this cohort and evaluated during the observation period (approximately 6 months).</p> <p><i>Cohort 2:</i> Pediatric and adult participants who were previously treated with Gammagard S/D prescribed for any approved indication and are on another human immunoglobulin treatment will be enrolled in this cohort and evaluated during the observation period (approximately 6 months).</p> <p><i>Cohort 3:</i> Pediatric and adult primary immunodeficiency (PID) participants with immunoglobulin A (IgA) deficiency who have a serum IgA level of less than (<) 7 milligrams per deciliter (mg/dL) (0.07 grams/liter [g/L]) or below the detectable limit and have received other therapies (prophylactic antibiotics or immunoglobulin treatment other than Gammagard S/D) will be enrolled in this cohort and evaluated during the observation period (approximately 6 months).</p>
Primary endpoint and key secondary endpoint(s)	<p>Primary outcome measures:</p> <ul style="list-style-type: none"> Number of Participants with In Vitro Hypersensitivity to TAK-880 in Comparison to Gammagard S/D Number of Participants with Drug Hypersensitive Reactions to Immunoglobulin Products for Cohort 1 and 2 Number of Participants with History to Drug Hypersensitive Reactions Number of Participants Categorized by Clinical Characteristics Number of Participants Categorized by Treatment Patterns Health Related Quality of Life Measured by 36-Item Short Form Health Survey (SF-36) Health Related Quality of Life Measured by EuroQoL 5 Dimensions Questionnaire (EQ-5D) Health Related Quality of Life Measured by Treatment Satisfaction Questionnaire for Medication-9 Patient Reported Outcomes (PROs) Using PID-Specific Life Quality Index (LQI) Questionnaire for Cohort 1 and 2
Study start date	March 2022

OVERVIEW OF CLINICAL TRIAL SUMMARY



ONCOLOGY



GASTROENTEROLOGY (GI)



RARE GENETICS & HEMATOLOGY



PLASMA-DERIVED THERAPIES



NEUROSCIENCE



VACCINES

TAK-003: LIVE ATTENUATED TETRAVALENT VACCINE FOR PREVENTION OF DENGUE DISEASE

Study	<u>NCT02747927</u>
Indication	The prevention of dengue fever of any severity caused by any dengue virus serotype in individuals 4 years to 60 years of age
Phase	Phase III Tetraivalent Immunization against Dengue Efficacy Study (TIDES)
# of Patients	N = 20,100
Target Patients	Healthy children aged 4 to 16-year-old in dengue-endemic countries in Latin America and Asia
Arms/Intervention	<ul style="list-style-type: none"> • Randomized 2:1 to receive either TAK-003 or placebo on Day 1 and Day 90
Primary endpoint and key secondary endpoint(s) to be met per Trial Protocol	<ul style="list-style-type: none"> • Efficacy: Onset of protection 30 days post 2nd dose in all (seronegative and seropositive) <ul style="list-style-type: none"> • Primary endpoint: ≥70% efficacy against all symptomatic dengue fever caused by any strain • Secondary endpoints: <ul style="list-style-type: none"> • ≥70% efficacy individual strains • ≥60% efficacy in seronegatives • Safety: <ul style="list-style-type: none"> • Comparable to other live attenuated viral vaccines (e.g., MMR, YF, Varicella) • No disease enhancement in partially protected individuals
Study start date	September 2016
Publication	<ul style="list-style-type: none"> • Biswal S, et al. N Engl J Med. 2019; 381:2009-2019. Biswal S, et al. Lancet. 2020; 395(10234):1423-1433. • López-Medina E, et al. The Journal of Infectious Diseases. 2020. • Biswal S, et al. Clinical Infectious Disease. 2021

TAK-019: RECOMBINANT SPIKE PROTEIN NANOPARTICLE VACCINE

Vaccines

Novavax vaccine (with Matrix-M™ adjuvant), NVX-CoV2373, now known as Nuvaxovid Intramuscular Injection

Study	NCT05299359
Indication	Prevention of infectious disease caused by Severe Acute Respiratory Syndrome Coronavirus-2 (SARS-CoV-2)
Phase	Phase III
# of Patients	N = 150
Target Patients	Healthy Japanese male and female adults aged 20 years and older Participants who completed 2 doses primary vaccinations COMIRNATY intramuscular injection 6 to 12 months prior to the trial vaccination can take part in this study
Arms/Intervention	<ul style="list-style-type: none">• Single dose of TAK-019 0.5 mL, intramuscular in all participants• Immunogenicity will be measured at Day 1, 8, 15, 29, 91, 181 and 366• The study will include 12-months safety follow-up
Primary endpoint and key secondary endpoint(s)	Evaluate the immunogenicity and safety of a single heterologous booster vaccination of TAK-019
Study start date	April 2022

PURIFIED INACTIVATED ZIKA VIRUS VACCINE PIZV

Study	NCT03343626
Indication	For active immunization for prevention of disease caused by Zika virus (ZIKV)
Phase	Phase I
# of Patients	N = 271 (125 in flavivirus naïve subjects and 146 in flavivirus exposed subjects)
Target Patients	Healthy Adult Participants aged 18-49-years of age
Arms/Intervention	<ul style="list-style-type: none"> • Placebo: TAK-426 placebo-matching injection, intramuscular, once on Days 1 and 29 • Low Dose: PIZV 2 microgram (mcg) (PIZV 0.5 milliliter (mL), 2 mcg antigen, injection, intramuscular, once on Days 1 and 29) • Medium Dose: PIZV 5 mcg (PIZV 0.5 mL, 5 mcg antigen, injection, intramuscular, once on Days 1 and 29) • High Dose: PIZV 10 mcg (PIZV 0.5 mL, 10 mcg antigen, injection, intramuscular, once on Days 1 and 29)
Primary endpoint and key secondary endpoint(s)	Safety, immunogenicity and dose ranging study
Study start date	November 2017
Publication	Han H, et al. <i>Lancet</i> . 2021.



Better Health, Brighter Future